



# VOGUE WALKERS

Carbon Fibre | Lightweight Aluminium | Forearm | Indoor | Adventure

## USER MANUAL



Congratulations and thank you for choosing this Aspire Vogue Walker.

This user manual contains a description of the product and important guidelines to ensure correct and safe use. It is important to read this manual carefully prior to use. It is especially important to read the safety requirements and follow these.

Aidacare continuously improves products and reserves the right to change the specifications and functions of products without notice.

**If you have any queries please contact your dealer or Aidacare directly. Contact information is located on the last page of this manual.**

## TABLE OF CONTENTS

---

1. Intended Use	4
2. Product Description	5
3. Warnings	6
4. Product Specifications	7
5. Accessories	7
6. List Of Components	8
7. Instructions for Use	9
8. Care & Maintenance	13
9. Compliance	14
10. Warranty	14
Notes	15

© Copyright Aidacare Pty Ltd 2023

No part of this user manual may be copied, distributed, reproduced, scanned or stored on any electronic database, whether in whole or in part in any form or by any means.

Due care has been taken to ensure all the information contained in this user manual is correct at the time of printing. All measurements, pictures, colours and weight capacities are to be used as a guide only. We reserve the right to modify the design or appearance of any product displayed in this user manual without prior notice.

# 1. INTENDED USE

---

ASPIRE VOGUE MODELS:

## Lightweight Aluminium and Carbon Fibre Walkers

Aspire Vogue Lightweight Aluminium and Carbon Fibre Walkers are specifically designed for individuals who, due to a wide variety of reasons, require additional support while walking. It should be used as a tool to assist people who have mobility difficulties with standing, walking or sitting independently. These walkers are designed for use on level ground and any other usage outside of the intended use is not advised.

## Forearm Walker

Aspire Vogue Forearm Walkers are specifically designed for individuals who, due to a wide variety of reasons, require additional support while walking. It should be used as a tool to assist people who have mobility difficulties with standing, walking or sitting independently. The walker is specifically designed for individuals who cannot support weight on their wrists but can still use their forearms for support. These walkers are designed for use on level ground and any other usage outside of the intended use is not advised.

## Indoor Walker

Aspire Vogue Indoor Walkers are specifically designed for individuals who, due to a wide variety of reasons, require additional support while walking indoors. It should be used as a tool to assist people who have mobility difficulties with standing or walking independently. The walker is specifically designed for indoor use, transport of meals from kitchen to sitting areas and should not be used as a seat under any circumstances. These walkers are designed for use on level ground and any other usage outside of the intended use is not advised.

## Adventure Walker

Aspire Vogue Adventure Walkers are specifically designed for individuals who, due to a wide variety of reasons, require additional support while walking. It should be used as a tool to assist people who have mobility difficulties with standing, walking or sitting independently. This walker is designed for indoor and outdoor usage which is achieved through its large multi-terrain wheels, providing enhanced traction and stability. Any other usage other than this is not advised. These walkers are designed for use on level ground and any other usage outside of the intended use is not advised.

# 2. PRODUCT DESCRIPTION

---

ASPIRE VOGUE MODELS:

## Lightweight Aluminium and Carbon Fibre Walkers

The Aspire Vogue Lightweight Aluminium and Carbon Fibre models are four wheeled, lightweight walkers with cross folding frames. These products are made from aluminium and/or carbon fibre (depending on the model), so they are light and easy to store or transport. These walkers offer great manoeuvrability, stability and their handles are height adjustable for a customised fit. They are equipped with a mesh seat, supportive backrest and weatherproof shopping bag allowing the user to rest or carry small items.

## Forearm Walker

The Aspire Vogue Forearm model is a four wheeled, lightweight walker with a cross folding frame. This product is made from aluminium, so it is light and easy to store or transport. This walker offers great manoeuvrability, stability and it's forearm supports are height adjustable for a customised fit. It is equipped with a mesh seat and weatherproof shopping bag allowing the user to rest and carry small items.

## Indoor Walker

The Aspire Vogue Indoor model is a four wheeled, lightweight walker with a folding frame. This product is made from aluminium, so it is light and easy to store or transport. This walker offers great manoeuvrability, stability and it's handles are height adjustable for a customised fit. It is equipped with a meal tray and carry bag allowing the user to transport meals from kitchen to dining areas and/or carry small items.

## Adventure Walker

The Aspire Vogue Adventure model is a four wheeled, lightweight walker with cross folding frame. This product is made from aluminium, so it is light and easy to store or transport. This walker offers great manoeuvrability, stability and it's handles are height adjustable for a customised fit. The supportive backrest and weatherproof shopping bag allow the user to rest or carry small items. It is equipped with oversize wheels for improved performance on rough surfaces, a wider mesh seat and higher Safe Working Load (SWL) to accommodate larger users.

### 3. WARNINGS



**WARNING!** This User Manual must be read before using the walker. The manufacturer does not take any responsibility for damage and/or injuries caused by the fact that the User Manual has not been followed.

**WARNING!** The walker must not be used by users with serious difficulty balancing or whose muscle strength is too low to stand and walk, even with the extra support of a walker.

**WARNING!** The decision to use a walker should always be guided by a qualified Health Care Professional, who can also advise and assist with the correct height adjustment and usage instruction.

#### - ASPIRE VOGUE WALKERS - SAFE WORKING LOADS (SWL)



Lightweight  
Aluminium Carbon  
Fibre Forearm



Indoor



Adventure



Shopping Bag  
Meal Tray

#### LIMITATIONS FOR USE

- The walker is to be used indoor and/or outdoor on flat surfaces
- The walker is not intended to be self-propelled while seated
- Ensure the walker is opened fully before use
- The brakes MUST be in the locked position BEFORE sitting on the seat – **Aspire Vogue Lightweight Aluminium, Carbon Fibre, Adventure and Forearm Walkers**
- Use the walker only for the purpose it is intended for
- Use the walker only in good technical condition
- Avoid modifying the walker without the manufacturer's written acceptance for such modifications
- **DO NOT** sit on the walker – Aspire Vogue Indoor Walker
- **DO NOT** stand on the walker
- **DO NOT** use in place of a wheelchair or patient transport device

All wheels **MUST** be in contact with the ground at **ALL TIMES** during use.



**NOTE:** Fingers or other body parts can be trapped between the walker's parts during folding, unfolding or adjusting of the walker. Be extremely careful when adjusting the walker. Observe the dimensions of gaps between the walker's elements to avoid trapping your fingers or other body parts.

### 4. PRODUCT SPECIFICATIONS

#### ASPIRE VOGUE WALKERS

Overall Height (mm)	Overall Length (mm)	Overall Width (mm)	Overall Depth (mm)	Seat Width (mm)	Seat Height (mm)	Seat Folded Width (mm)	Wheel Size (inch)	Minimal Functional Weight (kg)	Typical Functional Weight (kg)	Bag SWL (kg)	SWL (kg)
---------------------	---------------------	--------------------	--------------------	-----------------	------------------	------------------------	-------------------	--------------------------------	--------------------------------	--------------	----------



#### Carbon Fibre (Medium) Black WAF705350

695 – 920	680	600	240	460	550	225	8"	4.95	6.2	5	150
-----------	-----	-----	-----	-----	-----	-----	----	------	-----	---	-----

#### Carbon Fibre (Tall) Candy Red WAF705360

770 – 1040	680	605	240	460	620	225	8"	5.2	6.35	5	150
------------	-----	-----	-----	-----	-----	-----	----	-----	------	---	-----

#### Lightweight Aluminium

Red WAF705310RE | Champagne WAF705310CH | Leopard WAF705310LE

785 – 920	655	620	240	465	540	220	8"	5.3	6.45	5	150
-----------	-----	-----	-----	-----	-----	-----	----	-----	------	---	-----

#### Forearm White WAF705400

1020 – 1270	660	620	240	460	620	225	8"	9.1	10	5	150
-------------	-----	-----	-----	-----	-----	-----	----	-----	----	---	-----

#### Indoor

Red/Black WAF705100RE | Champagne/Black WAF705100CH

860 – 970	650	540	-	-	-	270	6"	4.4	5.15	5 – Bag 5 – Tray	110
-----------	-----	-----	---	---	---	-----	----	-----	------	---------------------	-----

#### Adventure Black WAF705450

900 – 1035	770	695	230	540	530	245	9" – Front 11" – Back	8.8	10	5	200
------------	-----	-----	-----	-----	-----	-----	--------------------------	-----	----	---	-----

### 5. ACCESSORIES

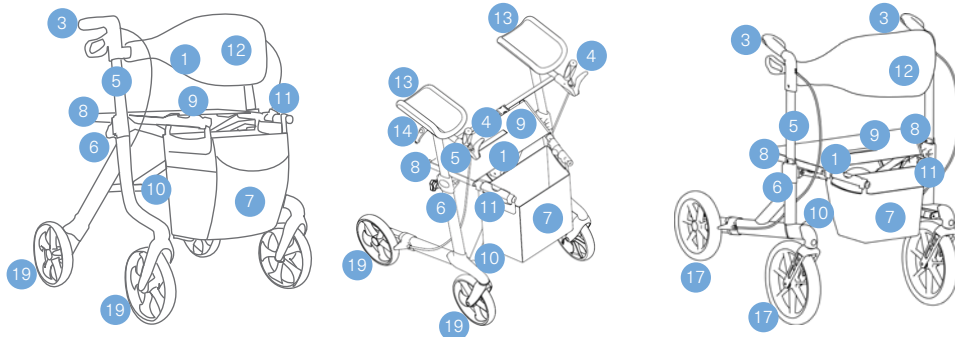
**Oxygen Bottle Holder Bag** – WAA695600

**Night Light – LED Lamp** – WAA695630

## 6. LIST OF COMPONENTS

### ASPIRE VOGUE WALKER RANGE:

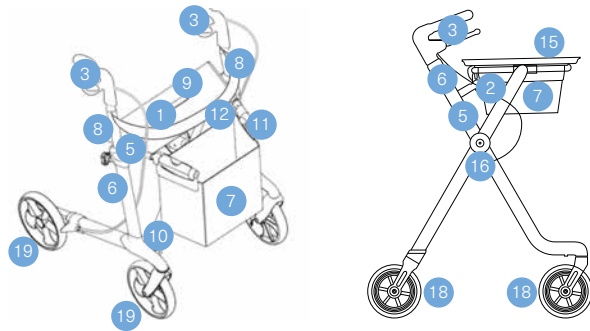
Aspire Vogue Walkers are supplied in boxes and come folded, for easier transportation. The contents include one complete folded Aspire Vogue Walker and one User Manual.



**LIGHTWEIGHT ALUMINIUM**

**FOREARM**

**ADVENTURE**



**CARBON FIBRE**

**INDOOR**

- 1 Lock release pulling cord (pull to fold)
- 2 Lock release button (push to fold)
- 3 Push handle and soft touch brake lever
- 4 Push handle and brake lever
- 5 Height adjustable profile
- 6 Height adjustment locking knob

- 7 Weatherproof shopping bag
- 8 Seat tube (push here to open and lock seat)
- 9 Mesh seat
- 10 Folding cross bar
- 11 Fold-up lock button
- 12 Padded and supportive backrest
- 13 Padded forearm supports

- 14 Push handle length adjustment locking knob
- 15 Removable meal tray
- 16 Folding hinge point
- 17 Durable multi-terrain wheels
- 18 Ultra soft-ride indoor wheels
- 19 Ultra soft-ride wheels for all terrain

## 7. INSTRUCTIONS FOR USE

### INITIAL CHECK

- In the first instance remove the walker from the box and check the contents (using the picture on page 7) to ensure nothing is missing. If you discover any component is missing or damaged do not continue to assemble the product. Contact your supplier immediately

### OPENING THE WALKER

- Press the fold up lock button on the seat tubes to release walker from folded position – **Aspire Vogue Lightweight Aluminium, Adventure, Carbon Fibre and Forearm Walkers**
- Press the fold up lock button on the rear of the basket to release walker from folded position – **Aspire Vogue Indoor Walker**
- Simultaneously push both side tubes down until you hear an audible “click” of the locking mechanism locking in place on the frame. If the frame is open and secured correctly, you should not be able to fold the frame back up by pulling on the side tubes

### FOLDING THE WALKER

- Pull upwards on the lock release pulling cord (as shown in the list of components) – **Aspire Vogue Lightweight Aluminium, Adventure, Carbon Fibre and Forearm Walkers**
- Push seat tubes together until the fold-up lock button clicks together – **Aspire Vogue Lightweight Aluminium, Carbon Fibre and Forearm Walkers**
- Press the fold up lock button, remove the meal tray and pull backwards on the basket frame until the tubes lock into place horizontally – **Aspire Vogue Indoor Walker**



**WARNING**

**WARNING!** After unfolding or assembling the walker always ensure that the seat is securely locked and the frame does not move anymore – **Aspire Vogue Lightweight Aluminium, Adventure and Carbon Fibre Walkers.**

**WARNING!** Always ensure that handles/forearm supports are securely locked in place by tightening the locking knobs to prevent the accidental sliding of the handles/forearm supports when forced – **Aspire Vogue Forearm Walkers.**

**WARNING!** Always test to see that accessories are properly and safely locked in place (without play) **BEFORE** using.

**WARNING!** Failure to follow these warnings can result in personal injury.

## ADJUSTING THE HEIGHT OF THE HANDLES/FOREARM SUPPORTS

- Release the handle height adjustment locking knob;
- Make adjustments to your desired height;
- Tighten the knob

## ADJUSTING THE DEPTH OF THE FOREARM SUPPORTS

- Release the push handle length adjustment locking knob;
- Make adjustments to your desired length;
- Tighten the knob



WARNING

**WARNING!** Both handles / forearm supports should be adjusted to the same height/length.

**WARNING!** Seek advice from a qualified health professional for the appropriate height/length level to suit your needs.

## USING THE HAND BRAKES

- To stop the walker, activate the brakes by pulling the brake handles towards the hand grips
- To start moving again, release the brake handles. They will drop down automatically and the brakes will be released



WARNING

**WARNING!** You should always engage the brakes when you don't want the walker to move.

**WARNING! NEVER** leave the walker without the brakes engaged when there is someone sitting in it.

**WARNING! NEVER** leave the walker on a slope without the brakes engaged.

## LOCKING/UNLOCKING THE HAND BRAKES

- To lock the brakes push the brake handles down until you hear an audible "click"
- To unlock the brakes pull the brake handles up until you feel them loosen



WARNING

**WARNING!** When using the walker in a stationary position, the hand brakes **MUST** always be locked.

## SITTING ON THE WALKER

- Ensure the hand brakes have been activated
- While holding onto the handles turn with your back facing the seat and pull the walker towards you until it can be felt against the backs of your legs
- Slowly and carefully lower yourself onto the seat



WARNING

**WARNING:** The Backrest is intended to provide back support while seated. The backrest is **NOT** intended to support full body weight. Refer to correct seating guide on the next page.

**WARNING!** Never attempt to sit on the Aspire Vogue Indoor Walker, it is not designed as a seat walker.

**WARNING! ALWAYS** sit centrally on the walker, avoid leaning heavily in any direction as this may cause the walker to become unstable.

**WARNING!** You should **NOT** sit (partly) above the shopping bag.

**WARNING! ALWAYS** sit up right on the walker while resting your forearms or hands on the push handles.

**WARNING! NEVER** propel yourself with your feet using the walker as a transportation device – it is **NOT** designed for this purpose.

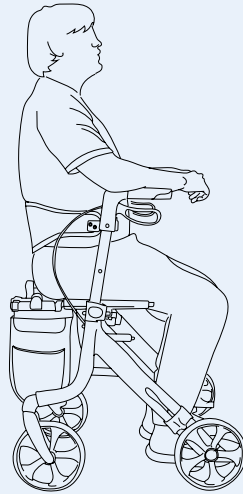
**WARNING! NEVER** allow another person to push you along while seated on the walker – it is **NOT** designed as a transportation device and is **NOT** a substitute for a wheelchair.

## CORRECT SEATING GUIDE

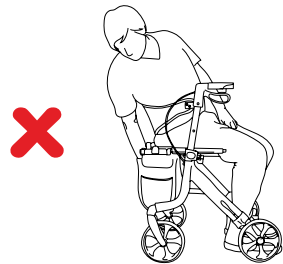


**WARNING**

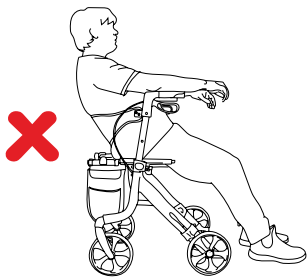
**WARNING:** The Backrest is intended to provide back support while seated. The Backrest is **NOT** intended to support full body weight.



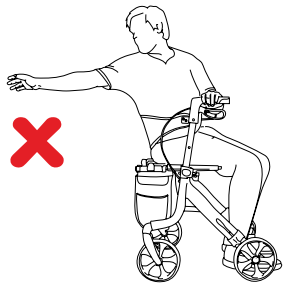
**DO NOT** sit on backrest.



**DO NOT** reach into bag while seated.



**DO NOT** slouch on backrest.



**DO NOT** reach behind while seated.

## 8. CARE & MAINTENANCE

### GENERAL:

- Clean the walker regularly with a damp cloth
- Use a mild washing agent and warm water for excess dirt build up
- **DO NOT** use harsh abrasives or bleach based agents which may cause damage or discolouration
- Dry with a soft cloth

### WHEELS:

- Clean wheels with a mild washing agent and warm water. Remove hair and other dirt from axles
- Lubricate with multi-purpose oil periodically or if wheels begin to squeak

### MAINTENANCE:

- Ensure that every part of the walker is secure at **ALL** times
- Check all screws for tightness. If not, tighten if necessary
- Replace any broken, damaged or worn items immediately

### MAINTENANCE SCHEDULE

Weekly	• Check brake function	• Check all wheels are secure
Periodically	• Check handgrips for wear	• Check for wear or cracks
	• Check frame bolts are secure	• Check wheels for splitting or damage
	• Check folding hinge bolts are secure	• Check seat upholstery for wear and seat base for cracks and that it is secured to frame
	• Check front and rear axle bolts are secure	
Yearly	• Take your walker to an authorised repairer for a full check, clean, service and lubrication of all moving parts	
Serviceable Components	• Wheels	• Seat
	• Bag	• Brake Handles
	• Hand grips	• Bearings
	• Forearm Supports	• Nuts and Bolts
	• Brake Cables	





**AIDACARE PTY LTD**

Building 3A, 1 Moorebank Avenue,  
Moorebank NSW Australia 2170

**1300 133 120** | [aspirecare.com.au](http://aspirecare.com.au)

MADE IN PRC

ASUM12,44 130223

